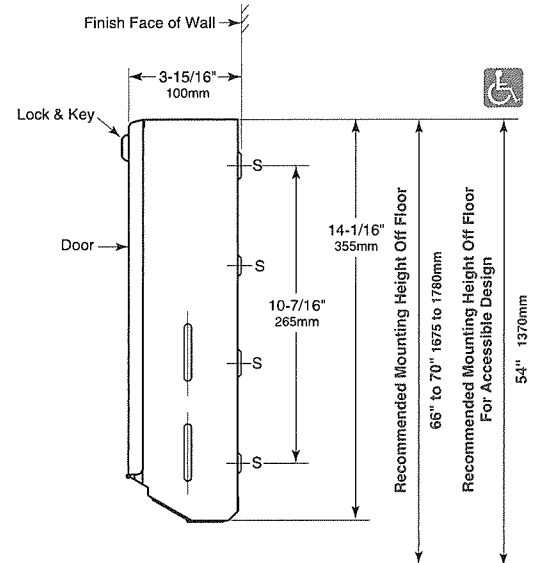
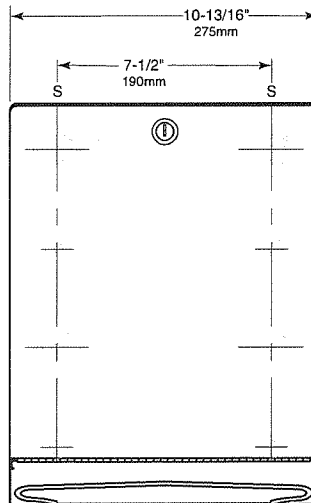



BOBRICK**Technical Data****ClassicSeries®
SURFACE-MOUNTED
PAPER TOWEL DISPENSER****B-262****MATERIALS:**

Cabinet — 18-8, type-304, 22-gauge (0.8mm) stainless steel. All-welded construction. Exposed surfaces have satin finish. Towel tray has hemmed opening to dispense paper towels without tearing.

Door — 18-8, type-304, 22-gauge (0.8mm) stainless steel with satin finish. Secured to cabinet with a full-length stainless steel piano-hinge. Equipped with a tumbler lock keyed like other Bobrick washroom accessories.

Optional: Order Bobrick Part No. 262-130 TowelMate® available as an optional accessory. TowelMate accessory allows for paper towels to dispense one at a time without bulging, sagging or falling through the towel tray opening. TowelMate fits Gamco and most manufacturers' similar models.

OPERATION:

Unit dispenses C-fold and multifold paper towels 3-1/8" to 3-13/16" (79–97mm) deep. Slots in sides of cabinet indicate refill time. Capacity: 400 C-fold or 525 multifold paper towels. To dispense narrower towels 2-1/2" to 3-1/8" (64–79mm) deep, order optional TowelMate accessory Bobrick Part No. 262-130.

INSTALLATION:

Mount unit on wall with four #10 x 1-1/4" (4.8 x 32mm) sheet-metal screws (not furnished) at four of the eight mounting holes indicated by an S (top slots and bottom holes preferable). For plaster or dry wall construction, provide concealed backing to comply with local building codes, then secure with sheet-metal screws. For other wall surfaces, provide fiber plugs or expansion shields for use with sheet-metal screws, or provide 1/8" (3mm) toggle bolts or expansion bolts.

SPECIFICATION:

Surface-mounted paper towel dispenser shall be type-304 stainless steel with all-welded construction; exposed surfaces shall have satin finish. Door shall be secured to cabinet with a full-length stainless steel piano-hinge and equipped with a tumbler lock keyed like other Bobrick washroom accessories. Paper towel tray shall have hemmed opening to dispense paper towels without tearing. Unit shall be capable of dispensing 400 C-fold or 525 multifold paper towels measuring 3-1/8" to 3-13/16" (79 to 97mm) deep. Narrower paper towels 2-1/2" to 3-1/8" (65 to 79mm) deep may be efficiently dispensed with the use of an optional TowelMate accessory, Bobrick Part No. 262-130. TowelMate accessory allows for paper towels to dispense one at a time without bulging, sagging or falling through the towel tray opening.

Surface-Mounted Paper Towel Dispenser shall be Model B-262 of Bobrick Washroom Equipment, Inc., Clifton Park, New York; Jackson, Tennessee; Los Angeles, California; Bobrick Washroom Equipment Company, Scarborough, Ontario; Bobrick Washroom Equipment Pty. Ltd., Australia; and Bobrick Washroom Equipment Limited, United Kingdom.