


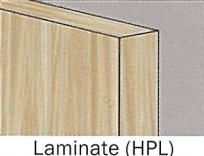








# Material Selection

	Material	Approx. Initial Cost/Index	Graffiti/Scratch Removal	Notes
<b>Other Manufacturers</b>	 Painted Metal	Lowest (1.0)	Low scratch and moderate graffiti resistance Paint or replacement required	Budget applications Many feature standard plastic hinges Class A Interior Finish Fire Code Classification
	 Plastic (HDPE)	Moderate (1.9)	Low scratch and graffiti resistance Low impact resistance	High traffic environments Does not meet Interior Finishes Fire Code Classification. Be sure to specify the NFPA 286 test.
	 Stainless Steel	Highest (3.0)	Low scratch and impact resistance Moderate graffiti resistance	High Design look Limited Finishes Class A Interior Finish Fire Code Classification
<b>Bobrick Materials</b>	 Laminate (HPL)	Lowest (1.1)	Low scratch and impact resistance Graffiti can be removed	Budget for high-end applications depending on options selected Concealed stainless steel hardware is standard for Bobrick partitions Class B Interior Finish Fire Code Classification
	 Phenolic (CL)	Moderate (2.4)	High scratch and impact resistance Complete graffiti removal	Highest traffic environments Many colors and patterns Class A and B Interior Finish Fire Code Classification
	 SCRC	Moderate to High (2.7)	Highest scratch and impact resistance Complete graffiti removal	High traffic and vandal-prone environments 4 Earthtone colors Class B Interior Finish Fire Code Classification

# Mounting Configuration Selection

				
<b>Configuration</b>	Overhead-Braced	Floor-to-Ceiling	Floor-Anchored	Ceiling-Hung
<b>Points of Attachment</b>	Two Points	Two Points	One Point	One Point
<b>Benefits</b>	Offers the most durable mounting configuration at a budget price.	Durable mounting option even without the headrail.	Superior design. Specify for low-traffic, non-vandal prone restrooms.	Contemporary appearance, provides clear access for floor maintenance.
<b>Additional Information</b>	Most specified toilet partition configuration.	A small premium compared to Overhead-Braced.	Anchored into a solid substrate.	Not appropriate for heavy-traffic, vandal-prone restrooms. (Requires additional structural support.)
<b>Standard and Maximum Height Stiles</b>	85" to top of stile	Accommodates up to 120" ceiling height	70" to top of stile (standard), 76-5/16" to top of stile (max height)	Accommodates up to 120" ceiling height

Note: Urinal Screen Mounting Configurations are Wall-Hung, Post-to-Ceiling and Floor-Anchored.